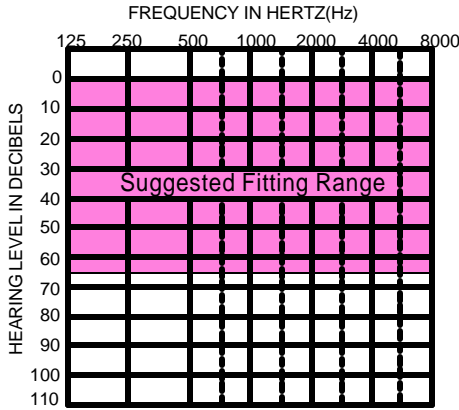




PARAGON 4



STANDARD FEATURES

- Four(4) pin socket
- Thru vent
- Windscreen
- Removal string

OPTIONS

- Red/ Blue shell
- 1 year loss or damage
- 1 year warranty
- Clear, Pink or Brown shell
- Program thru faceplate
- Trimmer VC
- Mini Manual VC
- Flip Top wax trap

Description

The C.I.C. Paragon 4 an advanced 4 channel Digital Wide Dynamic Range Compression system.

Highly configurable digital signal processor provides excellent versatility, with independent channel compression characteristics including four(4) parameter I/O adjustment

Three(3) adjustable crossover frequencies

Full dynamic range, low noise and 16kHz bandwidth offers true, high fidelity audio processing without compromise

Adjustable low level expansion for quieter performance

Six(6) selectable time constants for each channel

AGC-o compression limiting

Effective dynamic range of 95dB

Variable notch filter with dynamic depth to help reduce acoustic feedback

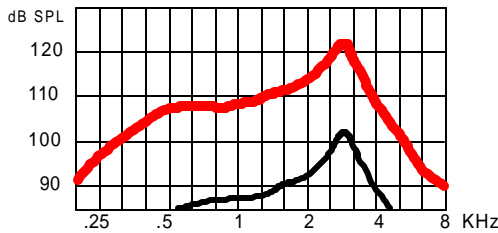
Low Battery Indicator

Programmable with HiPro or Microconnect card and the Audina ezFit software(NOAH or Standalone)

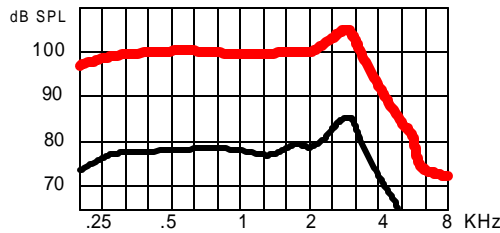
Performance Data:

			Coupler 2cc IEC 118-7/94	Coupler CIC .4cc	Coupler 2cc ANSI S3.22-1996	Limits
SATURATION (OSPL 90)	Peak	dB SPL	105	122	105	+/- 3
	F Reference	dB SPL	99	108	99	+/- 3
	HF Average	dB SPL		112	100	+/- 3
Full-on Gain (Input: 50dB SPL)	Peak	dB	35	52	35	+/- 4
	F Reference	dB	28	38	28	+/- 4
	HF Average	dB		42	30	+/- 4
Nominal Reference Test Gain (RTG)		dB	16	31	23	
Frequency Range		Hz	200-8000			
Volume Control Range		dB	Programmable			
Total Harmonic Distortion at RTG:						
70 dB SPL in	500 Hz	%			1	<4
	800 Hz	%	1	1	1	<4
65 dB SPL in	1600 Hz	%			1	<4
Equivalent Input Noise Level		dB	30	30	30	<33
		dB				<33
Maximum Telecoil Sensitivity						
FOG; Input 10mA/m @ RTF		dB	N/A			
RTG; Input 31.6mA/m @ RTF		dB		N/A		
FOG; Input 31.6mA/m @ RTF		dB			N/A	
SPLITS @ RTF		dB			N/A	
HF Average		dB			N/A	
STS		dB			N/A	
Supply Current	input dB SPL		60	65		
at RTG	mA		0.90	0.90		<1.0
Battery Life	Type 10 Zinc-Air(60mAh)	hrs	65	65		
	Type 5A Zinc-Air(30mAh)	hrs	30	30		
AGC @ 2KHz	Attack	mS	250	250	250	+/-50%
	Release	mS	800	800	800	+/-50%
Reference Test Frequency(RTF)		Hz	1600	1000	1000	

CIC TEST

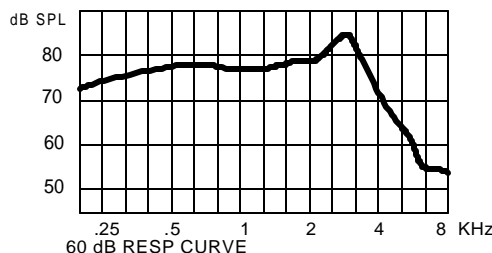
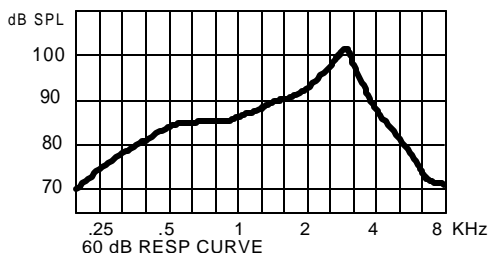


IEC 118-7/ANSI S3.22-1996

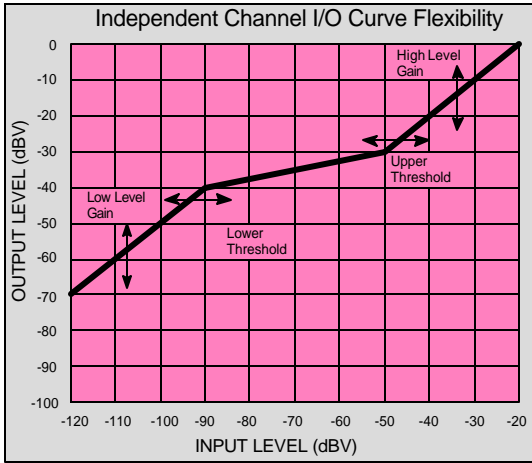


OSPL90 50 dB FULL ON GAIN CURVE

OSPL90 50 dB FULL ON GAIN CURVE



Precaution: Proper fitting of this aid requires the taking of a deep-canal impression. Hearing health professionals should not attempt this type of fitting unless they have developed the necessary skills needed to make this type of impression safely.



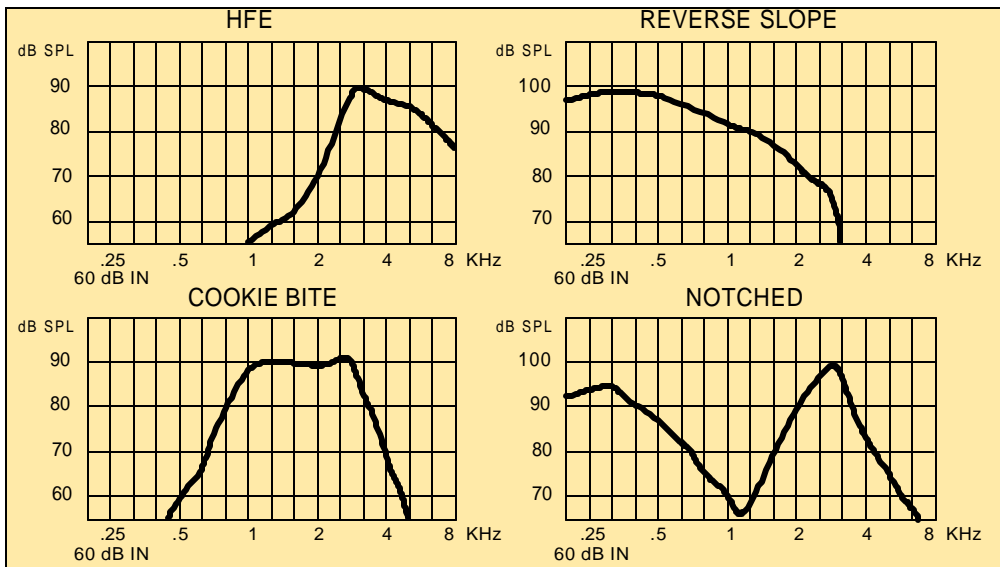
CHANNEL PROCESSING

This figure represents the I/O characteristics of independent AGC channel processing. The I/O curve can be divided into three(3) main regions:

- *Low input level linear region
- *Compression region
- *High input level linear region (return to linear)

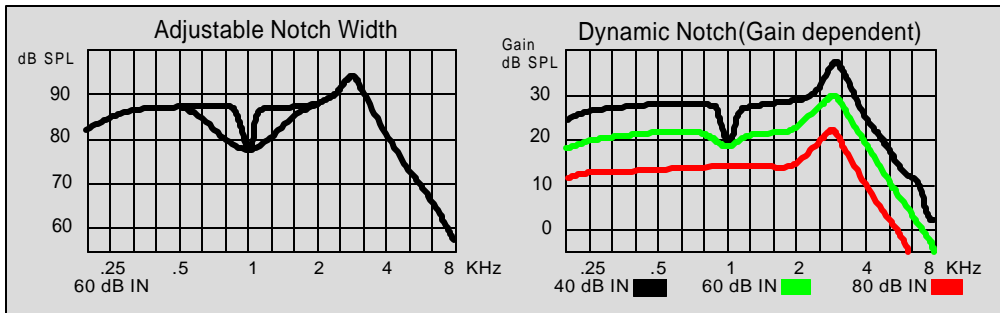
The I/O characteristics can be adjusted in four(4) ways:

- *Low level gain
- *Lower threshold
- *Upper threshold
- *Upper level gain



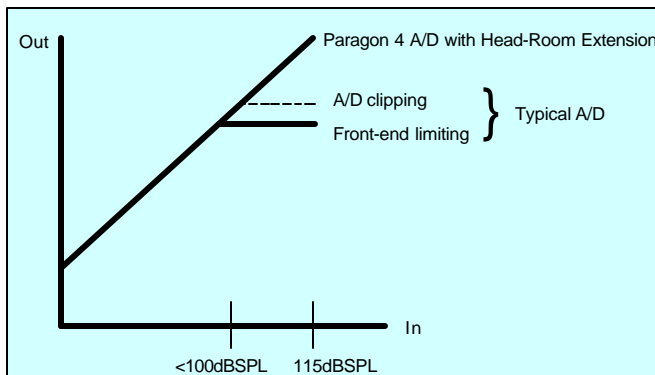
FREQUENCY SHAPING

The response curves to the left show the flexibility you get with the independent AGC channel processing and the three(3) adjustable crossover frequencies you have with the Paragon 4.



FEEDBACK MANAGEMENT

To help control feedback the Paragon 4 incorporates a dynamic (gain dependent) notch filter. The notch center is adjustable from .8kHz to 5kHz in fifteen(15) steps. The width is also adjustable from 1/12 octave to a full octave.



HIGH FIDELITY DIGITAL SYSTEM

Dual A/D converters are combined with the Head-Room Extension Algorithm to yield a 16kHz bandwidth and a 95dB of full dynamic range hearing instrument.