

STANDARD FEATURES

- Four(4) pin socket
- Thru vent
- Windscreen
- Removal string

OPTIONS

- Red/ Blue shell
- 1 year loss or damage
- 2 year warranty
- Clear, Pink or Brown shell
- Program thru faceplate
- Trimmer VC
- Mini Manual VC
- Flip Top wax trap

Description

The CIC **INSTINCT** is cutting-edge technology featuring the latest in digital processing strategies; Intuitive Feedback Cancellation and Automatic Noise Reduction algorithms.

Intuitive Feedback Reduction automatically reduces feedback without reducing gain. Spectral Information is maintained.

16 bands of gain adjustment for precise target matching

Four selectable noise reduction algorithms

Highly configurable digital signal processor provides excellent versatility, with independent channel compression characteristics including four(4) parameter I/O adjustment

Three(3) adjustable crossover frequencies

Full dynamic range, low noise and 16kHz bandwidth offers true, high fidelity audio processing without compromise

Three(3) selectable time constants for each channel

AGC-o compression limiting

Effective dynamic range of 95dB

Low Battery Indicator

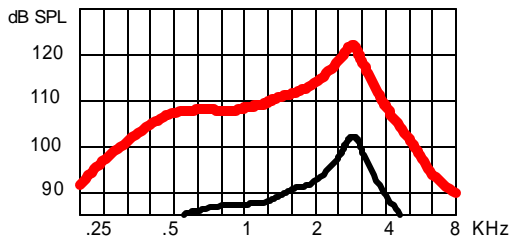
Multi Memory Tone Indicator

Programmable with HiPro or the Microconnect card and theAudina ezFit software

Performance Data:

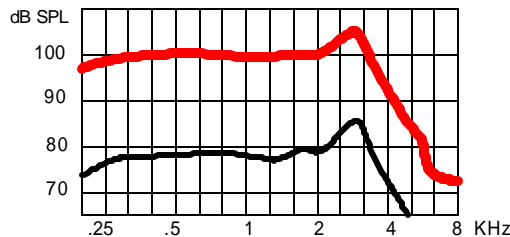
			Coupler 2cc IEC 118-7/94	Coupler CIC .4cc	Coupler 2cc ANSI S3.22-1996	Limits
SATURATION (OSPL 90)	Peak	dB SPL	105	122	105	+/- 3
	F Reference	dB SPL	99	108	99	+/- 3
	HF Average	dB SPL		112	100	+/- 3
Full-on Gain (Input: 50dB SPL)	Peak	dB	35	52	35	+/- 4
	F Reference	dB	28	38	28	+/- 4
	HF Average	dB		42	30	+/- 4
Nominal Reference Test Gain (RTG)		dB	16	31	23	
Frequency Range		Hz	200-8000			
Volume Control Range		dB	Programmable			
Total Harmonic Distortion at RTG:						
70 dB SPL in	500 Hz	%			1	<4
	800 Hz	%	1	1	1	<4
65 dB SPL in	1600 Hz	%			1	<4
Equivalent Input Noise Level		dB	30	30	30	<33
		dB				<33
Maximum Telecoil Sensitivity						
FOG; Input 10mA/m @ RTF		dB	N/A			
RTG; Input 31.6mA/m @ RTF		dB		N/A		
FOG; Input 31.6mA/m @ RTF		dB			N/A	
SPLITS @ RTF		dB			N/A	
HF Average		dB			N/A	
STS		dB			N/A	
Supply Current	input dB SPL		60	65		
at RTG	mA		0.90	0.90		<1.0
Battery Life	Type 10 Zinc-Air(60mAh)	hrs	65	65		
	Type 5A Zinc-Air(30mAh)	hrs	30	30		
AGC @ 2KHz	Attack	mS	250	250	250	+/-50%
	Release	mS	800	800	800	+/-50%
Reference Test Frequency(RTF)		Hz	1600	1000	1000	

CIC TEST

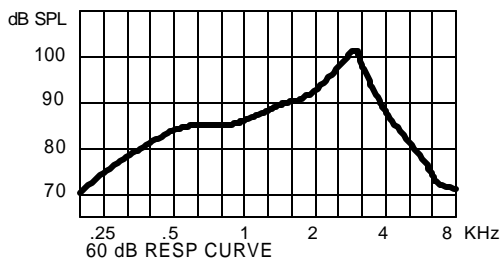


OSPL90 █ 50 dB FULL ON GAIN CURVE █

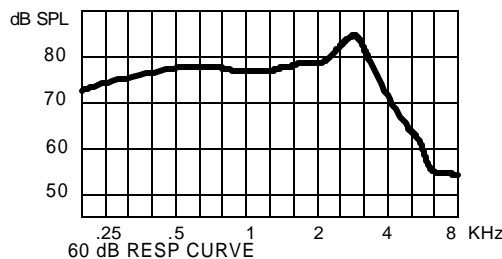
IEC 118-7/ANSI S3.22-1996



OSPL90 █ 50 dB FULL ON GAIN CURVE █

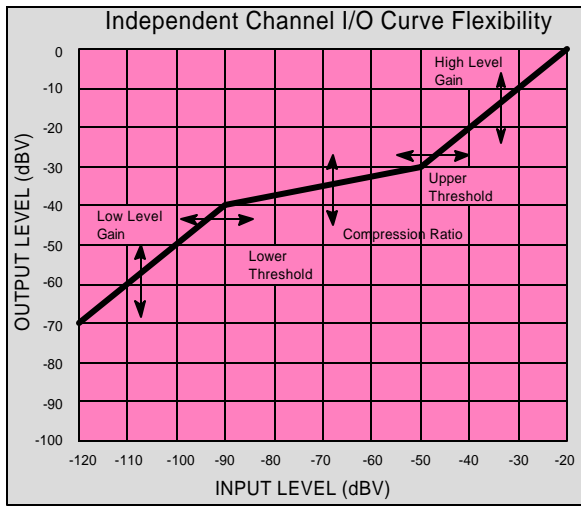


60 dB RESP CURVE



60 dB RESP CURVE

Precaution: Proper fitting of this aid requires the taking of a deep-canal impression. Hearing health professionals should not attempt this type of fitting unless they have developed the necessary skills needed to make this type of impression safely.



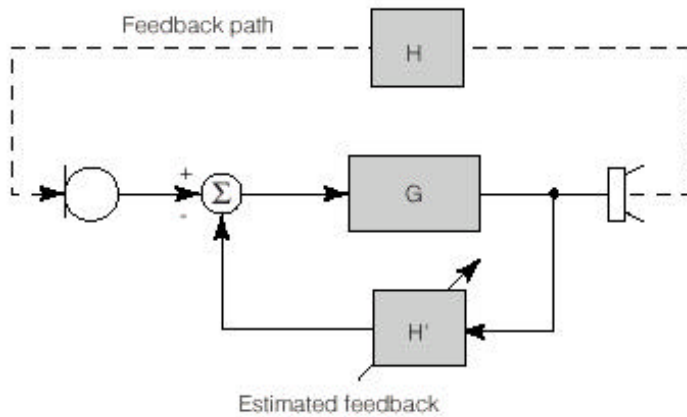
CHANNEL PROCESSING

This figure represents the I/O characteristics of independent AGC channel processing. The I/O curve can be divided into three(3) main regions:

- *Low input level linear region
- *Compression region
- *High input level linear region (return to linear)

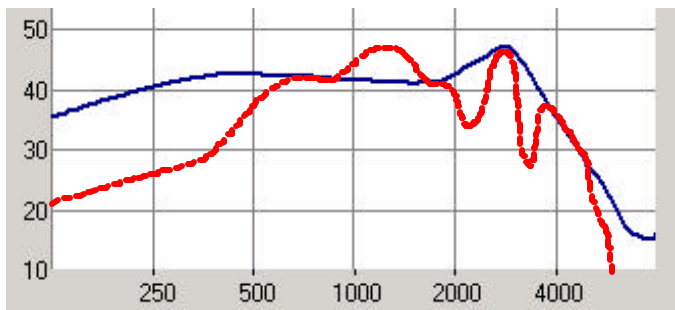
The I/O characteristics can be adjusted in four(4) ways:

- *Low level gain
- *Lower threshold
- *Upper threshold
- *Compression Ratio



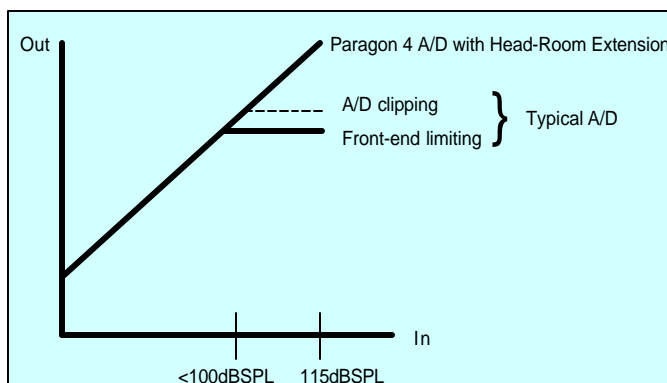
Intuitive Feedback Reduction

The intuitive feedback reduction (IFB) reduces the acoustic feedback by forming an estimate from the feedback signal and then subtracting this estimate from the hearing aid input. Therefore the forward path of the hearing is not affected. Unlike adaptive notch filter approaches, Instinct's IFB does not reduce the hearing aid's gain. The IFB is based on a time-domain model of the feedback path.



Sixteen-Band Gain Adjustment

- For precise target matching
- Low Frequency Shaping
- High Frequency Shaping
- Resonance Smoothing
- Feedback Notches
- Peak Shifting



HIGH FIDELITY DIGITAL SYSTEM

Dual A/D converters are combined with the Head-Room Extension Algorithm to yield a 16kHz bandwidth and a 95dB of full dynamic range hearing instrument.